

Trench MOS Barrier Schottky Rectifier

DO-201AD
TSA12L100



Cathode   Anode

Features

- Advanced trench technology
- Low forward voltage drop
- Low power losses
- High efficiency operation
- Lead Free Finish, RoHS Compliant

Applications

- DC/DC Converters
- AC/DC Adaptors
- Switching Power Supplies
- Freewheeling Diodes

Maximum ratings and electrical characteristics (T_J = 25°C unless otherwise noted)

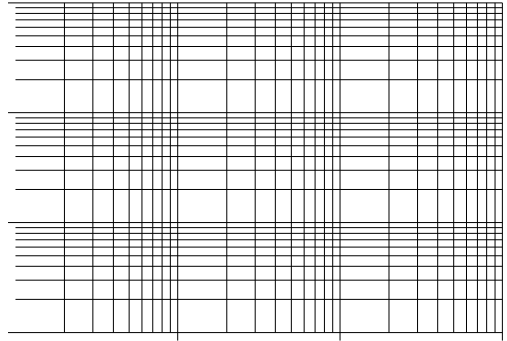
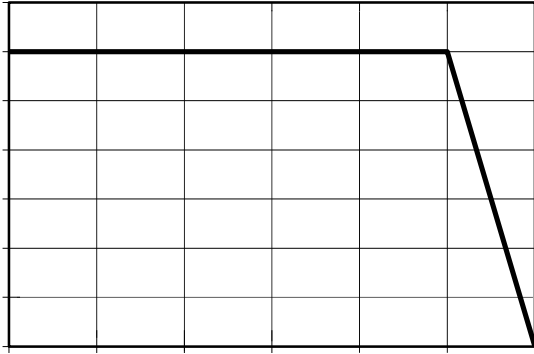
Parameter		Symbol	Limit		Unit	
Maximum repetitive peak reverse voltage		VRRM	100		V	
Maximum average forward rectified current		IF(AV)	12		A	
Peak forward surge current 8.3 ms single half sine- wave superimposed on rated load per diode		IFSM	200		A	
Operating junction and storage temperature range		TJ, TSTG	-50 to +150		°C	
Typical thermal resistance per leg		R _{JC}	22		°C/W	
Instantaneous forward voltage per diode		VF(1)	TYP.	MAX.	V	
	IF=2A		TJ=25°C	0.41		0.44
	IF=2A		TJ=125°C	0.36		-
	IF=12A		TJ=25°C	0.62		0.67
	IF=12A		TJ=125°C	0.57		-
Instantaneous reverse current per diode at rated reverse voltage		IR(2)	TJ=25°C	20	80	uA
			TJ=125°C	-	20	mA

Notes:

(1) Pulse test: 300 μs pulse width, 1 % duty cycle

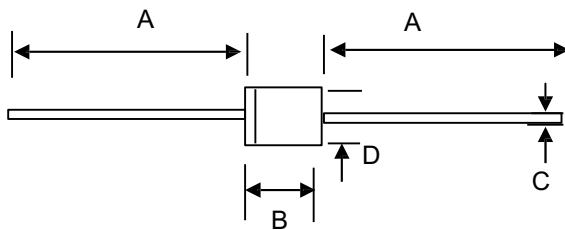
(2) Pulse test: Pulse width ≦ 40 ms

RATINGS AND CHARACTERISTICS CURVES (TA = 25 °C unless otherwise noted)



PACKAGE OUTLINE DIMENSIONS

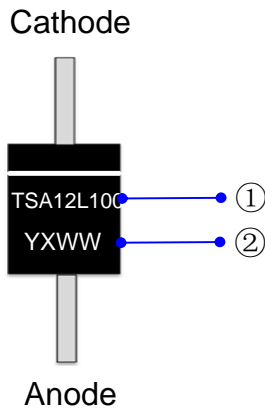
DO-201AD



DO-201AD mechanical data

UNIT		A	B	C	D
mm	max	26.5	9.5	1.4	5.3
	min	24.5	7.3	1.1	4.8
mil	max	1043.30	374.01	55.12	208.67
	min	946.57	287.40	39.37	188.97

Marking Information



① Product model : TSA12L100

② PDC information :

③ Y X WW

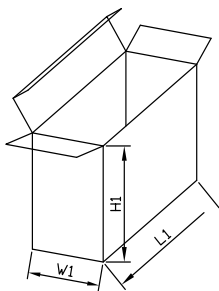
WW: Week code (01 to 53)

X: Internal identification code

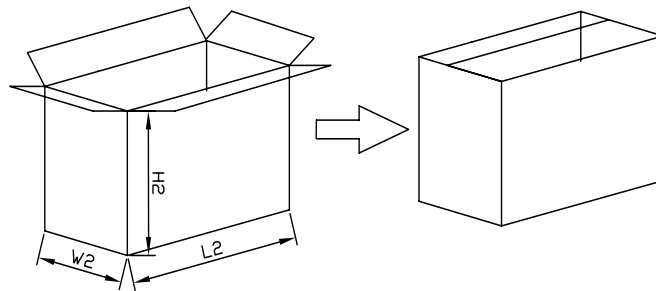
Y: Year code (ex: 0=2020)

Packaging Information

1. Inside Box



2. Outside Box



Packaging Information

NO	UNIT	Inside Box			Outside Box		
		L1	W1	H1	L2	W2	H2
Size	mm	255	75	145	415	280	320
QTY	PCS	Smallest package, 1000PCS/carton			10,000PCS/carton, 10 boxes in total		
Note	Tolerance	20mm, ±3mm;		21-100mm, ±5mm;	101-500mm, ±10mm		